



Dufferin Ontario Provincial Police

Township of East Garafraxa Police Services Board Report April to June 2016

Detachment Commander's Report

It is my pleasure to provide this report to the East Garafraxa Township. The Detachment Personnel are committed to providing a professional policing service that addresses identified community needs and concerns.

THE PROMISE OF THE OPP

OPP Vision

Safe Communities . . . A Secure Ontario.

OPP Mission

Policing excellence through our people, our work and our relationships.

OPP Strategic Objectives

Our People Attract, develop, support and retain a professional work force and leadership that reflects OPP Values and Ethics.

Our Work Provide for safe communities and a secure Ontario through high performance policing.

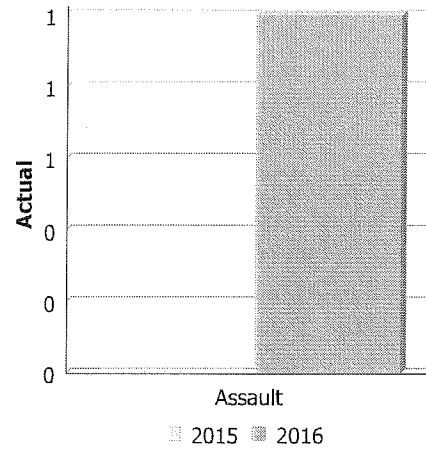
Our Relationships Engage in and strengthen our relationships and trust with the people we serve, our Justice sector partners and our stakeholders.

Our Infrastructure Support service delivery through technology, equipment, facilities, business processes, and communications.

Police Services Board Report for East Garafraxa Township
Records Management System
April to June - 2016

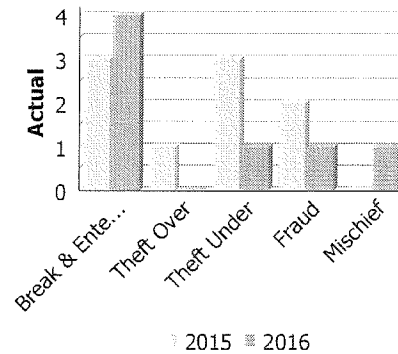
Violent Crime

Actual	April to June			Year to Date - June		
	2015	2016	% Change	2015	2016	% Change
Murder	0	0	--	0	0	--
Other Offences Causing Death	0	0	--	0	0	--
Attempted Murder	0	0	--	0	0	--
Sexual Assault	0	0	--	0	0	--
Assault	0	1	--	0	3	--
Abduction	0	0	--	0	0	--
Robbery	0	0	--	0	0	--
Other Crimes Against a Person	0	0	--	0	0	--
Total	0	1	--	0	3	--



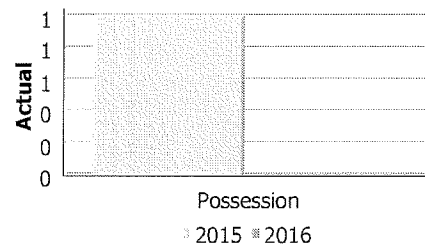
Property Crime

Actual	April to June			Year to Date - June		
	2015	2016	% Change	2015	2016	% Change
Arson	0	0	--	0	0	--
Break & Enter	3	4	33.3%	3	4	33.3%
Theft Over	1	0	-100.0%	1	0	-100.0%
Theft Under	3	1	-66.7%	4	2	-50.0%
Have Stolen Goods	0	0	--	0	0	--
Fraud	2	1	-50.0%	3	4	33.3%
Mischief	0	1	--	0	1	--
Total	9	7	-22.2%	11	11	0.0%



Drug Crime

Actual	April to June			Year to Date - June		
	2015	2016	% Change	2015	2016	% Change
Possession	1	0	-100.0%	2	0	-100.0%
Trafficking	0	0	--	0	0	--
Importation and Production	0	0	--	0	0	--
Total	1	0	-100.0%	2	0	-100.0%



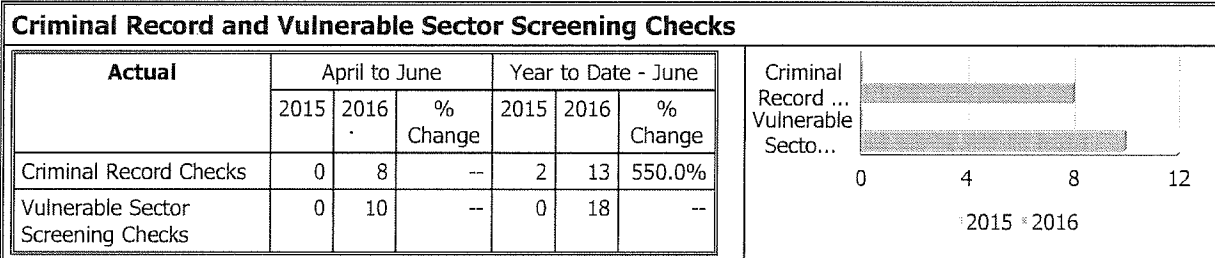
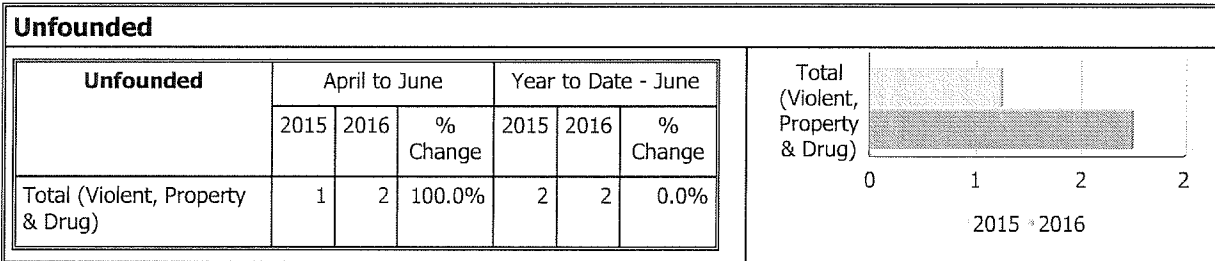
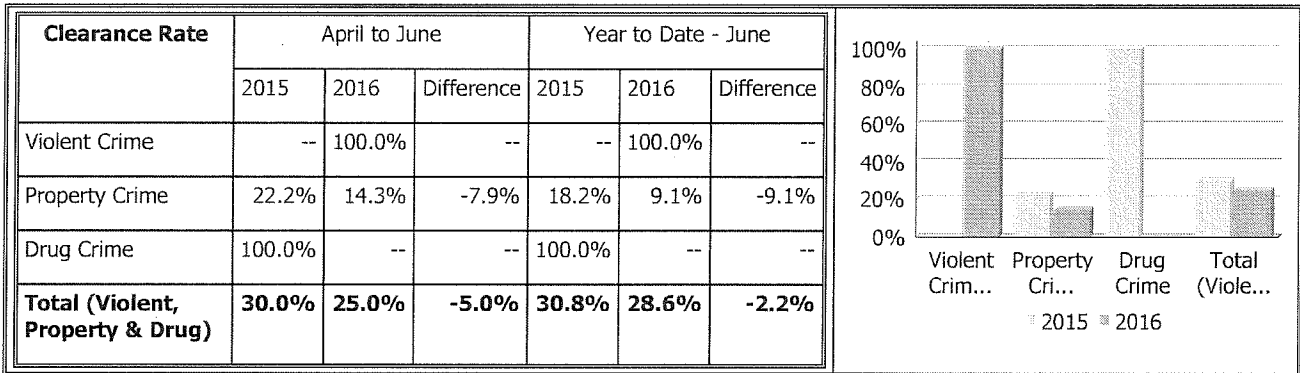
Clearance Rate

Detachment: 1N - DUFFERIN
 Location code(s): 1N00 - DUFFERIN
 Area code(s): 1002 - East Garafraxa
 Data source date:
 2016/07/23

Report Generated by:
 Sills, Steven G.

Report Generated on:
 Jul 30, 2016 4:04:46 PM
 PP-CSC-Operational Planning-4300

Police Services Board Report for East Garafraxa Township
Records Management System
April to June - 2016



Data contained within this report is dynamic in nature and numbers will change over time as the Ontario Provincial Police continue to investigate and solve crime.

Data Utilized

- Major Crimes
- Niche RMS All Offence Level Business Intelligence Cube

Detachment: 1N - DUFFERIN
Location code(s): 1N00 - DUFFERIN
Area code(s): 1002 - East Garafraxa
Data source date:
 2016/07/23

Report Generated by:
 Sills, Steven G.

Report Generated on:
 Jul 30, 2016 4:04:46 PM
 PP-CSC-Operational Planning-4300

East Garafraxa Township Motor Vehicle Collision Statistics

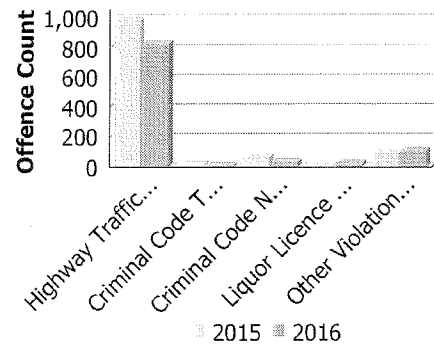
Measure	April to June			Year to Date		
	2015	2016	% Change	2015	2016	% Change
Total MVCs	14	6	- 57	33	25	- 24
Fatal Collisions	1	0	- 100	1	0	- 100
Personal Injury Collisions	7	1	- 85	12	6	- 50
Property Damage Collisions	6	5	- 17	20	19	- 5
Other	0	0	--	0	0	--

10-Apr-16	19:22	COUNTY ROAD 3	EAST GARAFRAXA TWP	16TH LINE	Property Damage Only	Lost control
18-Apr-16	22:08	COUNTY ROAD 3	EAST GARAFRAXA TWP	10TH LINE	Property Damage Only	Animal - Wild or Domestic
11-Apr-16	7:30	COUNTY ROAD 11	EAST GARAFRAXA TWP	109	Property Damage Only	Inattentive driver
17-Apr-16	10:50	COUNTY ROAD 3	EAST GARAFRAXA TWP	E WEST GARAFRAXA TOWLINE	Property Damage Only	Animal - Wild or Domestic
12-May-16	1:20	COUNTY ROAD 3	EAST GARAFRAXA TWP	17TH LINE	Property Damage Only	Speed -- excessive
19-Jun-16	15:50	COUNTY ROAD 3	EAST GARAFRAXA TWP	A LINE	Non-Fatal Injury	Lost control

Police Services Board Report for Duferin OPP
Integrated Court Offence Network
April to June - 2016

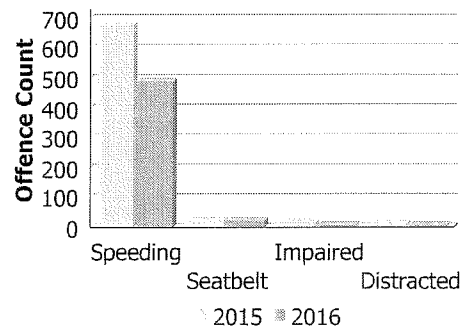
Criminal Code and Provincial Statute Charges Laid

Offence Count	April to June			Year to Date - June		
	2015	2016	% Change	2015	2016	% Change
Highway Traffic Act	985	828	-15.9%	2,227	2,026	-9.0%
Criminal Code Traffic	18	9	-50.0%	39	30	-23.1%
Criminal Code Non-Traffic	63	34	-46.0%	119	81	-31.9%
Liquor Licence Act	10	21	110.0%	15	37	146.7%
Other Violations	97	110	13.4%	212	268	26.4%
All Violations	1,173	1,002	-14.6%	2,612	2,442	-6.5%



Traffic Related Charges

Offence Count	April to June			Year to Date - June		
	2015	2016	% Change	2015	2016	% Change
Speeding	678	489	-27.9%	1,615	1,073	-33.6%
Seatbelt	20	20	0.0%	46	47	2.2%
Impaired	15	7	-53.3%	30	26	-13.3%
Distracted	11	6	-45.5%	40	14	-65.0%



Integrated Court Offence Network data is updated on a monthly basis: Data could be as much as a month and a half behind.

Data Utilized

- Ministry of Attorney General, Integrated Court Offence Network
- Integrated Court Offence Network Charge Business Intelligence Cube

Detachment: 1N - DUFFERIN

Location code(s): 1N00 - DUFFERIN, 1N01 - DUFFERIN (Mono (MI)) (Inactive), 1N02 - DUFFERIN (Town of Grand Valley(MI)) (Inactive), 1N03 - DUFFERIN (East Garafraxa (MI)) (Inactive), 1N04 - DUFFERIN (Amaranth (MI)) (Inactive), 1N05 - DUFFERIN (Melancthon (MI)) (Inactive), 1N06 - DUFFERIN (Mulmur (MI)) (Inactive)

Data source date:
Jul 15, 2016 9:54:33 AM

Report Generated by:
Sills, Steven G.

Report Generated on:
Jul 30, 2016 3:56:41 PM
PP-CSC-Operational Planning-4300

Police Services Board Report for East Garafraxa Township
2016/Apr to 2016/Jun

Public Complaints

Policy	0
Service	0
Conduct	0

Date information collected from Professional Standards Bureau Commander Reports: 2016-07-31

Data Source

Ontario Provincial Police, Professional Standards Bureau Commander Reports

- Includes all public policy, service and conduct complaints submitted to the Office of the Independent Police Review Director (OIPRD)

Secondary Employment

The Ontario Provincial Police, Professional Standards Bureau has approved one officer's requests for secondary employment.

Staffing Updates

Transfers:	<p>New OPP officers assigned to the Dufferin OPP Detachment:</p> <ul style="list-style-type: none"> - Dufferin Detachment's newest recruit is PC Josh Burns who arrived on the 30th of May after his graduation. - PC Karey St. Clair started at the Dufferin Detachment on the 6th of July after a three week experienced officers orientation course. - 3 new recruits have been posted to the Dufferin Detachment and are currently training at the Ontario Police College in Aylmer, Ontario. They will be arriving, after their graduation, on the 23 of September 2016. - 3 additional recruits have been assigned to the Dufferin Detachment and they commence their initial training in August and graduate the 3rd of February 2017. <p>Transfer of Members:</p> <ul style="list-style-type: none"> - P/C Scott Anthony has transfer to OPP GHQ - P/C James Bronsveld has transferred to Caledon Detachment - PC Kelsey Bardy has transferred to the Caledon Detachment - PC Trevor Taylor has move to a position in another Ontario government ministry./
------------	---

Detachment Initiatives

Number of Targeted Media Releases:	<p>During the first quarter P/C Nancekivell provided 40 media releases:</p> <p>25 - regarding Traffic related incidents collisions, charges and traffic safety</p> <p>8 - regarding Crime Prevention specifically Fraud related to scams, Romance scam, Canada Revenue Agency scam and Emergency scam</p> <p>3 - regarding criminal investigations</p> <p>7 - regarding safety messaging dealing with Emergency Preparedness, Mental Health Awareness and homelessness.</p>
Crime and Traffic Campaigns/Initiatives:	<p>Traffic Campaigns/Initiatives:</p> <ul style="list-style-type: none"> - 20 -23 May 2016, Victoria Day Weekend - focus: Aggressive Driving - 16 - 17 June 2016 Operation Corridor – focus: Commercial Motor Vehicles - Traffic Safety Messaging Initiative <p>Crime Initiatives:</p> <ul style="list-style-type: none"> - Senior Fraud Initiative - Impaired Driving Initiative - Property Crime Reduction Initiative - Suicide Prevention Initiative

Public Education
Campaigns:

P/C Paul Nancekivell attended the following meetings/events during the months of April, May and June 2016:

- Human Justice and coordinating Committee meeting (HSJCC)
- OPP Kids Program at Primrose Public School and Laurelwoods Public School
- Crime Prevention displays at the Grand Valley Duck Race, Grand Valley Tornado Run, Laurelwoods Public School Spring Fling, Grand Valley Community Barbecue.
- PC Nancekivell attended two local public schools and read to the JK and SK classes the book Canadian Police Officers "Young children are introduced to Canadian police officers with this unique Canadian picture book in the In My Neighborhood series. It offers an engaging story and factual details, so kids learn what these community workers actually do. Kids also find out about the different kinds of police officers and the official Stay Alert ... Stay Safe safety rules." Detective Constable Jill Manser joined PC Nancekivell at Primrose PS to present the book.
- Detective Manser attended a careers day at the Primrose Public School
- PC Nancekivell participated in Tim Hortons Camp Day
- PC Nancekivell joined with members of the Shelburne Police Service to hold the annual Prescription Drug Drop-off Day.
- PC Nancekivell with the assistance of the Mono Community held a bicycle rodeo for JK to grade 6 children at Monora Park.
- PC Kyle Brown organized a crime prevention presentation focusing on Senior Fraud which included a number presenters. This presentation was part of a Community Mobilization and Engagement Model initiative.

Detachment: 1N - DUFFERIN

Report Generated by:
Sills, Steven G.

Report Generated on:
Jul 31, 2016 7:15:44 PM
PP-CSC-Operational Planning-4300



Calls For Service (CFS) Billing Summary Report

East Garafraxa April to June - 2016

Billing Categories <i>(Billing categories below do not match traditional crime groupings)</i>		2016				2015			
		April to June	Year to Date	Time Standard	Year To Date Weighted Hours	April to June	Year to Date	Time Standard	Year To Date Weighted Hours
Violent Criminal Code	Sexual Assault	1	1	14.8	14.8	0	0		0.0
	Assault With Weapon or Causing Bodily Harm-Level 2	0	1	14.8	14.8	0	0		0.0
	Assault-Level 1	1	2	14.8	29.6	0	0		0.0
	Utter Threats -Master code	0	0		0.0	0	1	14.8	14.8
	Utter Threats to Person	1	1	14.8	14.8	0	0		0.0
	Total	3	5	14.8	74.0	0	1	14.8	14.8
Property Crime Violations	Break & Enter	4	4	6.4	25.6	3	3	6.4	19.2
	Theft Over -master code	0	0		0.0	1	1	6.4	6.4
	Theft under - Other Theft	1	2	6.4	12.8	1	2	6.4	12.8
	Theft FROM Motor Vehicle Under \$5,000	0	0		0.0	2	2	6.4	12.8
	Fraud - Steal/Forge/Poss./Use Credit Card	0	0		0.0	1	1	6.4	6.4
	Fraud - Fraud through mails	0	1	6.4	6.4	0	0		0.0
	Fraud -Money/property/ security <= \$5,000	0	1	6.4	6.4	0	1	6.4	6.4
	Fraud - Other	1	2	6.4	12.8	1	1	6.4	6.4
	Mischief - master code	1	1	6.4	6.4	1	1	6.4	6.4
	Total	7	11	6.4	70.4	10	12	6.4	76.8
Other Criminal Code Violations (Excluding traffic)	Bail Violations - Recognizance	0	0		0.0	1	1	7.4	7.4
	Trespass at Night	0	0		0.0	2	2	7.4	14.8
	Total	0	0		0.0	3	3	7.4	22.2
Drug Possession	Possession Cannabis	0	0		0.0	1	2	6.2	12.4
	Total	0	0		0.0	1	2	6.2	12.4
Statutes & Acts	Landlord/Tenant	0	0		0.0	0	1	3.1	3.1
	Mental Health Act	1	1	3.1	3.1	0	1	3.1	3.1
	Mental Health Act - Voluntary Transport	0	0		0.0	0	1	3.1	3.1
	Total	1	1	3.1	3.1	0	3	3.1	9.3
Operational	Animal -Master code	0	1	3.5	3.5	0	0		0.0
	Animal - Bear Complaint	1	1	3.5	3.5	0	0		0.0
	Animal Stray	0	0		0.0	2	2	3.5	7.0
	Animal Injured	1	1	3.5	3.5	1	1	3.5	3.5
	Animal - Dog Owners Liability Act	0	0		0.0	2	2	3.5	7.0
	Alarm -Master code	0	0		0.0	0	1	3.5	3.5
	Alarm -Others	0	0		0.0	0	1	3.5	3.5
	Domestic Disturbance	1	2	3.5	7.0	6	9	3.5	31.5

Report Content Last Updated:
2016/07/23

Report generated by:
Sills, Steven G.

Report generated on:
Jul 30, 2016 3:34:36 PM
Page 1 of 3



Calls For Service (CFS) Billing Summary Report

East Garafraxa April to June - 2016

Billing Categories (Billing categories below do not match traditional crime groupings)		2016				2015			
		April to June	Year to Date	Time Standard	Year To Date Weighted Hours	April to June	Year to Date	Time Standard	Year To Date Weighted Hours
Operational	Suspicious Person	0	1	3.5	3.5	3	3	3.5	10.5
	Phone -Nuisance - No Charges Laid	0	0		0.0	2	2	3.5	7.0
	Fire - Building	0	0		0.0	0	1	3.5	3.5
	Insecure Condition - Building	0	0		0.0	1	1	3.5	3.5
	Noise Complaint - Residence	0	0		0.0	1	2	3.5	7.0
	Accident - non-MVC -Master code	0	0		0.0	1	1	3.5	3.5
	Accident - non-MVC - Construction Site	1	2	3.5	7.0	0	0		0.0
	Accident - non-MVC - Residential	0	0		0.0	0	1	3.5	3.5
	Found-Others	1	1	3.5	3.5	0	0		0.0
	Sudden Death - Natural Causes	3	3	3.5	10.5	0	0		0.0
	Suspicious Vehicle	1	5	3.5	17.5	2	3	3.5	10.5
	Assist Public	2	4	3.5	14.0	2	6	3.5	21.0
	Compassionate Message	0	0		0.0	1	1	3.5	3.5
	Family Dispute	1	2	3.5	7.0	1	3	3.5	10.5
	Total	12	23	3.5	80.5	25	40	3.5	140.0
Operational2	False Alarm-Accidental Trip	1	1	1.1	1.1	2	5	1.1	5.5
	False Alarm-Malfunction	0	0		0.0	1	4	1.1	4.4
	False Alarm -Others	0	2	1.1	2.2	1	2	1.1	2.2
	False Alarm -Cancelled	0	1	1.1	1.1	0	1	1.1	1.1
	Keep the Peace	2	3	1.1	3.3	0	3	1.1	3.3
	911 call / 911 hang up	1	8	1.1	8.8	6	11	1.1	12.1
	911 hang up - Pocket Dial	0	1	1.1	1.1	1	1	1.1	1.1
	Total	4	16	1.1	17.6	11	27	1.1	29.7
Traffic	MVC (MOTOR VEHICLE COLLISION) -Master code	0	0		0.0	1	1	3.3	3.3
	MVC - Personal Injury (MOTOR VEHICLE COLLISION)	0	4	3.3	13.2	3	9	3.3	29.7
	MVC - Prop. Dam. Non Reportable	1	9	3.3	29.7	1	5	3.3	16.5
	MVC - Prop. Dam. Reportable (MOTOR VEHICLE COLLISION)	7	24	3.3	79.2	7	21	3.3	69.3
	MVC - Prop. Dam. Failed to Remain (MOTOR VEHICLE COLLISION)	0	1	3.3	3.3	0	0		0.0
	MVC - Fatal (MOTOR VEHICLE COLLISION)	0	0		0.0	1	1	3.3	3.3

Report Content Last Updated:
2016/07/23

Report generated by:
Sills, Steven G.

Report generated on:
Jul 30, 2016 3:34:36 PM
Page 2 of 3



Calls For Service (CFS) Billing Summary Report

East Garafraxa April to June - 2016

Billing Categories <i>(Billing categories below do not match traditional crime groupings)</i>		2016				2015			
		April to June	Year to Date	Time Standard	Year To Date Weighted Hours	April to June	Year to Date	Time Standard	Year To Date Weighted Hours
Traffic	Total	8	38	3.3	125.4	13	37	3.3	122.1
Total		35	94		371.0	63	125		427.3

Note to Detachment Commanders:

- The content of each report is to be shared with the municipality for which it was generated only and not be publicly shared with any other municipality or agency.
- All data is sourced from the Niche RMS application. Included are 'reported' occurrences (actuals and unfounded occurrences) for 'billable' occurrences ONLY. Data is refreshed on a weekly basis.
- The Traffic category includes motor vehicle collision (MVC) occurrences entered into Niche (UCR code 8521). MVCs are NOT sourced from the eCRS application for this report.
- Only the primary violation is counted within an occurrence.
- Time standards displayed are for the 2016 billing period.

Note to Municipalities:

- Data contained within this report is dynamic in nature and numbers will change over time as the Ontario Provincial Police continues to investigate and solve crime.
- This report is NOT to be used for crime trend analysis as not all occurrences are included.
- Data groupings within this report do not match traditional crime groupings seen in other public reports such as the OPP Police Services Board reports or Statistics Canada reporting.



Calls For Service (CFS) Billing Summary Report

East Garafraxa
April to June - 2014

Billing Categories (Billing categories below do not match traditional crime groupings)		2014				2013			
		April to June	Year to Date	Time Standard	Year To Date Weighted Hours	April to June	Year to Date	Time Standard	Year To Date Weighted Hours
Violent Criminal Code	Sexual Assault	1	1	14.8	14.8	2	2	14.8	29.6
	Assault-Level 1	1	1	14.8	14.8	0	1	14.8	14.8
	Total	2	2	14.8	29.6	2	3	14.8	44.4
Property Crime Violations	Break & Enter	2	4	6.4	25.6	3	5	6.4	32.0
	Theft Over - Construction Site	0	0		0.0	1	1	6.4	6.4
	Theft Over - Trailers	0	0		0.0	1	1	6.4	6.4
	Theft of - Construction Vehicles	0	0		0.0	1	1	6.4	6.4
	Theft Under -master code	1	1	6.4	6.4	0	0		0.0
	Theft under - Other Theft	1	1	6.4	6.4	0	1	6.4	6.4
	Theft FROM Motor Vehicle Under \$5,000	0	0		0.0	2	2	6.4	12.8
	Fraud - False Pretence <= \$5,000	1	1	6.4	6.4	0	0		0.0
	Fraud -Money/property/ security <= \$5,000	1	1	6.4	6.4	0	0		0.0
	Mischief - master code	0	1	6.4	6.4	1	1	6.4	6.4
	Property Damage	1	1	6.4	6.4	0	0		0.0
	Total	7	10	6.4	64.0	9	12	6.4	76.8
Other Criminal Code Violations (Excluding traffic)	Bail Violations - Fail To Comply	0	0		0.0	0	1	7.4	7.4
	Disturb the Peace	0	0		0.0	0	1	7.4	7.4
	Total	0	0		0.0	0	2	7.4	14.8
Drug Possession	Possession Cannabis	1	1	6.2	6.2	0	1	6.2	6.2
	Total	1	1	6.2	6.2	0	1	6.2	6.2
Statutes & Acts	Mental Health Act	0	4	3.1	12.4	0	0		0.0
	Mental Health Act û Threat of Suicide	1	1	3.1	3.1	0	0		0.0
	Trespass To Property Act	0	0		0.0	1	1	3.1	3.1
	Total	1	5	3.1	15.5	1	1	3.1	3.1
Operational	Animal Stray	0	1	3.5	3.5	3	3	3.5	10.5
	Animal Injured	0	2	3.5	7.0	2	2	3.5	7.0
	Animal - Dog Owners Liability Act	1	1	3.5	3.5	0	0		0.0
	Domestic Disturbance	0	0		0.0	5	10	3.5	35.0
	Suspicious Person	1	1	3.5	3.5	1	2	3.5	7.0
	Phone -Threatening - No Charges Laid	0	0		0.0	1	1	3.5	3.5
	Fire - Vehicle	0	0		0.0	1	1	3.5	3.5
	Insecure Condition - Building	0	0		0.0	1	1	3.5	3.5

Report Content Last Updated:
2016/07/23

Report generated by:
Sills, Steven G.

Report generated on:
Jul 30, 2016 3:36:08 PM
Page 1 of 3



Calls For Service (CFS) Billing Summary Report

East Garafraxa April to June - 2014

Billing Categories (Billing categories below do not match traditional crime groupings)		2014				2013			
		April to June	Year to Date	Time Standard	Year To Date Weighted Hours	April to June	Year to Date	Time Standard	Year To Date Weighted Hours
Operational	Noise Complaint - Residence	3	3	3.5	10.5	0	0		0.0
	Noise Complaint - Others	1	1	3.5	3.5	0	1	3.5	3.5
	Found Property -Master code	1	1	3.5	3.5	0	0		0.0
	Found-Machinery & Tools	0	0		0.0	1	1	3.5	3.5
	Lost Property -Master code	0	1	3.5	3.5	0	1	3.5	3.5
	Lost License Plate	2	2	3.5	7.0	1	1	3.5	3.5
	Lost-Personal Accessories	0	0		0.0	0	1	3.5	3.5
	Lost-Radio,TV,Sound-Reprod. Equip.	1	1	3.5	3.5	0	0		0.0
	Sudden Death - Natural Causes	0	1	3.5	3.5	0	0		0.0
	Suspicious Vehicle	3	6	3.5	21.0	6	6	3.5	21.0
	Trouble with Youth	1	1	3.5	3.5	0	0		0.0
	Vehicle Recovered - Other	0	1	3.5	3.5	0	0		0.0
	Unwanted Persons	0	0		0.0	0	1	3.5	3.5
	Other Municipal By-Laws	1	1	3.5	3.5	0	0		0.0
	Assist Public	4	18	3.5	63.0	7	17	3.5	59.5
	Family Dispute	1	5	3.5	17.5	1	1	3.5	3.5
	Total	20	47	3.5	164.5	30	50	3.5	175.0
Operational2	False Alarm-Accidental Trip	4	6	1.1	6.6	2	3	1.1	3.3
	False Alarm-Malfunction	0	1	1.1	1.1	6	14	1.1	15.4
	False Alarm -Others	0	1	1.1	1.1	0	3	1.1	3.3
	False Alarm -Cancelled	2	2	1.1	2.2	2	7	1.1	7.7
	Keep the Peace	2	2	1.1	2.2	1	2	1.1	2.2
	911 call / 911 hang up	12	19	1.1	20.9	11	23	1.1	25.3
	Total	20	31	1.1	34.1	22	52	1.1	57.2
Traffic	MVC - Personal Injury (MOTOR VEHICLE COLLISION)	0	6	3.3	19.8	3	6	3.3	19.8
	MVC - Prop. Dam. Non Reportable	0	2	3.3	6.6	0	5	3.3	16.5
	MVC - Prop. Dam. Reportable (MOTOR VEHICLE COLLISION)	10	37	3.3	122.1	11	28	3.3	92.4
	MVC - Prop. Dam. Failed to Remain (MOTOR VEHICLE COLLISION)	1	2	3.3	6.6	1	4	3.3	13.2
	Total	11	47	3.3	155.1	15	43	3.3	141.9
Total		62	143		469.0	79	164		519.4

Note to Detachment Commanders:

- The content of each report is to be shared with the municipality for which it was generated only and not be publicly shared with

Report Content Last Updated:
2016/07/23

Report generated by:
Sills, Steven G.

Report generated on:
Jul 30, 2016 3:36:08 PM
Page 2 of 3



Calls For Service (CFS) Billing Summary Report

East Garafraxa
April to June - 2014

any other municipality or agency.

- All data is sourced from the Niche RMS application. Included are 'reported' occurrences (actuals and unfounded occurrences) for 'billable' occurrences ONLY. Data is refreshed on a weekly basis.
- The Traffic category includes motor vehicle collision (MVC) occurrences entered into Niche (UCR code 8521). MVCs are NOT sourced from the eCRS application for this report.
- Only the primary violation is counted within an occurrence.
- Time standards displayed are for the 2016 billing period.

Note to Municipalities:

- Data contained within this report is dynamic in nature and numbers will change over time as the Ontario Provincial Police continues to investigate and solve crime.
- This report is NOT to be used for crime trend analysis as not all occurrences are included.
- Data groupings within this report do not match traditional crime groupings seen in other public reports such as the OPP Police Services Board reports or Statistics Canada reporting.